

11



SOLGA

DRY CUTTING BLADES





Orange SERIES

UNIVERSAL MATERIALS

RECOMMENDED MATERIALS

ARTIFICIAL STONE, BRICK (SOLID, FACING BRICK, HOLLOW) TONGUE AND GROOVE, TILE, SANDSTONE, TERRAZZO, CONCRETE, THERMOCLAY, REFRACTORY.

It has been designed for cutting general construction materials, with medium abrasion, where we combine very versatile metal alloys, achieving an economical and decisive product.

With a soft alloy for a quick renewal of the diamond.

OTHER MATERIALS NON INTENSIVE CUT

Cutting in a non-intensive way and alternating materials:

Granite, slate, cobblestone, silestone, basalt, quartzite, corundum, porphyry, pumice, asphalt, refractory, vaults, gero concrete, concrete tile and antacid brick.



HIGH SPEED


Finish ● ● ● ● ●
Speed ● ● ● ● ●
Life ● ● ● ● ●



SEGMENTED LAR BLADE SINTER CS

Characteristics: Segmented blades offer high cutting speeds and performance.

REF	Ø	Width	High	Shaft	N° seg.
128S6110	100	1,8	10,0	22,2	8
128S6115	115	1,8	10,0	22,2	9
128S6125	125	1,8	10,0	22,2	9
128S6150	150	2,1	10,0	22,2	12
128S6180	180	2,1	10,0	22,2	14
128S6230	230	2,3	10,0	22,2	18



HIGH SPEED AND LIFE

Finish ● ● ● ● ●
Speed ● ● ● ● ●
Life ● ● ● ● ●



ORANGE BLADES LAR LASER CS

Characteristics: LAR notch gives to the blades performance, durability and high resistance. Laser welding for greater safety in its use.

REF	Ø	Width	High	Shaft	N° seg.
12803125	125	2,2	7,0	22,2	10
12803150	150	2,4	7,0	22,2	12
12803180	180	2,4	7,0	22,2	14
12803230	230	2,4	7,0	22,2	16



CLEAN CUT WITHOUT CHIPPING

Finish ● ● ● ● ●
Speed ● ● ● ● ●
Life ● ● ● ● ●




ORANGE BLADE TURBO CS

Characteristics: Continuous band with turbo segment to achieve a perfect finish.

REF	Ø	Width	High	Shaft	N° seg.
108S2100	100	2,0	7,0	22,2	TURBO
108S2115	115	2,0	7,0	22,2	TURBO
108S2125	125	2,0	7,0	22,2	TURBO
108S2150	150	2,3	7,0	22,2	TURBO
108S2180	180	2,3	7,0	22,2	TURBO
108S2230	230	2,5	7,0	22,2	TURBO

BLUE SERIES BLADES

RESISTANCE AND LIFE



Finish ● ● ● ● ●
Speed ● ● ● ● ●
Life ● ● ● ● ●




BLUE BLADE LAR LASER CS

Characteristics: LAR notch gives to the blade performance, durability and high resistance. Laser welding for greater safety in its use.

REF	Ø	Width	Haigt	Shaft	N° seg.
13703115	115	2,4	8,0	22,2	9
13703125	125	2,4	8,0	22,2	10
13703150	150	2,4	8,0	22,2	12
13703180	180	2,6	8,0	22,2	15
13703230	230	2,6	8,0	22,2	19
13756115	115	2,4	10,0	22,2	9
13756125	125	2,4	10,0	22,2	10
13756230	230	2,6	10,0	22,2	19

Available in Ø300 and Ø350.

IDEAL WHEN THERE IS A LACK OF POWER



Finish ● ● ● ● ●
Speed ● ● ● ● ●
Life ● ● ● ● ●




BLUE BLADE TURBO LASER CS

Characteristics: The LAR segment turbo-laser notch gives us performance, durability, cutting finish, high blade resistance, speed and maximum depth (thicker pieces). Laser welding for greater safety in its use.

REF	Ø	Width	High	Shaft	N° seg.
1377311510	115	2,2	8,0	22,2	9
1377312510	125	2,2	8,0	22,2	10
1377611510	115	2,2	10,0	22,2	9
1377612510	125	2,2	10,0	22,2	10
1377618010	180	2,	10,0	22,2	19
1377623010	230	2,4	10,0	22,2	16

CLEAN CUT WITHOUT CHIPPING



Finish ● ● ● ● ●
Speed ● ● ● ● ●
Life ● ● ● ● ●



BLUE BLADE TURBO CS

Characteristics: Continuous band with turbo segment to achieve a perfect finish.

REF	Ø	Width	High	Shaft	N° seg.
10704115	115	1,9	10,0	22,2	TURBO
10704125	125	1,9	10,0	22,2	TURBO
10704150	150	2,5	10,0	22,2	TURBO
10704180	180	2,3	10,0	22,2	TURBO
10704230	230	2,5	10,0	22,2	TURBO

FOR SOFT AND FRAGILE PIECES



Finish ● ● ● ● ●
Speed ● ● ● ● ●
Life ● ● ● ● ●



BLUE BLADE BC CS

Characteristics: Continuous band to achieve a perfect miter and straight cut with finishes without chipping or breaks in the material.

Recommended for materials with a maximum thickness of 2 cm.

REF	Ø	Width	High	Shaft	N° seg.
15700115	115	1,6	7,0	22,2	BC
15700125	125	1,6	7,0	22,2	BC



Blue SERIES PROFESSIONAL MATERIALS

RECOMMENDED MATERIALS

ARTIFICIAL STONE, BRICK (SOLID, FACING BRICK, HOLLOW), TONGUE AND GROOVE, TILE, SANDSTONE, TERRAZZO, CONCRETE, THERMOCLAY, REFRACTORY.

They have been designed for cutting general materials, with medium abrasion, where we combine very versatile metal bonds so that the diamond appears depending on the type of material being cut. It is characterized by using a medium bond to achieve greater durability and cover more materials.

OTHER MATERIALS NON INTENSIVE CUT

Cutting in a non-intensive way and alternating materials:

Granite, terrazzo, slate, cobblestone, silestone, basalt, quartzite, corundum, porphyry, pumice stone, asphalt, refractory, vaults, gero concrete, concrete tile, anti-acid brick.



Gold SERIES

UNIVERSAL MATERIALS

RECOMMENDED MATERIALS
ALL THE MATERIALS OF THE
BLUE, RED, BLACK SERIES AND
REINFORCED CONCRETE.

Gold SERIES has been designed for cutting general materials, where we combine very resistant bonds with high concentrations of diamonds, offering a top quality cut.

IT CUTS EVERYTHING



Finish ● ● ● ● ●
Speed ● ● ● ● ●
Life ● ● ● ● ●




GOLD BLADE TURBO-LASER CS
Characteristics: Semi-ordered diamond, guarantees a constant cut.

Fast cutting laser turbo blade, supports very intensive use without overheating.

REF	Ø	Width	High	Shaft	N° seg.
13716230	230	2,4	10,0	22,2	16

SPECIAL THICKENED MATERIALS



Finish ● ● ● ● ●
Speed ● ● ● ● ●
Life ● ● ● ● ●




GOLD TURBO BLADE CS
Characteristics: Semi ordered diamond, which guarantees a constant cut, for high quality perfect cuts.

The TURBO blades of the Gold SERIES range offer a superior cutting quality, for a clean cut without breaks in the material.

REF	Ø	Width	High	Shaft	N° seg.
10716230	230	2,6	10,0	22,2	TURBO

BLACK SERIES BLADES

RESISTANCE AND PERFORMANCE



Finish ● ● ● ● ●
Speed ● ● ● ● ●
Life ● ● ● ● ●




BLACK BLADE LAR LASER CS
Characteristics: LAR notch offers the blade performance, durability and high resistance. Laser welding for greater safety in its use.

REF	Ø	Width	High	Shaft	N° seg.
13403115	115	2,4	8,0	22,2	9
13403125	125	2,4	8,0	22,2	10
13403150	150	2,4	8,0	22,2	12
13403180	180	2,6	8,0	22,2	15
13403230	230	2,6	8,0	22,2	19
13456230	230	2,6	10,0	22,2	19

Available in Ø300 and Ø350.

PERFECT WHEN THERE IS A LACK OF POWER



Finish ● ● ● ● ●
Speed ● ● ● ● ●
Life ● ● ● ● ●



BLACK BLADE TURBO - LASER CS
Characteristics The LAR segment turbo-laser notch gives us performance, durability, cutting finish, high blade resistance, speed and maximum depth (thicker pieces). Laser welding for greater safety in its use.

REF	Ø	Width	High	Shaft	N° seg.
1340623010	230	2,8	10,0	22,2	15

CLEAN CUT WITHOUT BREAKS




Finish ● ● ● ● ●
Speed ● ● ● ● ●
Life ● ● ● ● ●



BLACK BLADE TURBO CS
Characteristics: Continuous band with turbo segment to achieve a perfect cutting finish.

REF	Ø	Width	High	Shaft	N° seg.
10404115	115	2,0	10,0	22,2	TURBO
10404125	125	2,0	10,0	22,2	TURBO
10404180	180	2,3	10,0	22,2	TURBO
10404230	230	2,5	10,0	22,2	TURBO

SPECIAL THICKNED MATERIALS



Finish ● ● ● ● ●
Speed ● ● ● ● ●
Life ● ● ● ● ●



BLACK BLADE TURBO PLUS CS
Characteristics: Turbo blade, for perfect, high-quality cuts, side reinforcements to be able to work at maximum depth, continuously, especially for klinker.

REF	Ø	Width	High	Shaft	N° seg.
104P6115	115	2,4	10,0	22,2	TURBO
104P6125	125	2,2	10,0	22,2	TURBO
104P6230	230	2,5	10,0	22,2	TURBO



Black SERIES

ABRASIVE MATERIALS

RECOMMENDED MATERIALS
CONCRETE, ASPHALT,
SANDSTONE, REFRACTARY,
VAULTS, GERO CONCRETE,
SILESTONE, TILES, BRICKS.

They have been designed for cutting abrasive, porous and concrete-derived materials, where we combine abrasion/ resistant metal bond that allow the diamond to be kept in the bond, making the most of its useful life. They are characterized by wearing a hard bond to prevent premature wear of the blade.

**OTHER MATERIALS
NON INTENSIVE CUT**
Cutting in a non-intensive way and alternating materials:
Reinforced concrete, extruded material, Greco stoneware, asphalt, refractory, vaults, gero concrete, concrete tile, antacid brick, all types of facing bricks, all types of compact and solid bricks.

REMARKS
High performance in highly abrasive compacted materials.



Red SERIES

HARD MATERIALS

RECOMMENDED MATERIALS

GRANITE, TERRAZZO,
SLATE, COBBLESTONE,
REINFORCED CONCRETE,
BASALT SILESTONE,
QUARTZITE, CORUNDUM,
PORPHYRY, PUMICE.

Designed for cutting hard materials, where we combine metal bonds that allow the renewal of the diamond when it has lost its cutting capacity, soft bonds with resistant diamonds.

OTHER MATERIALS NON INTENSIVE CUT

Cutting in a non-intensive way and alternating materials:


Reinforced concrete, extruded material, Greco stoneware, asphalt, refractory, vaults, gero concrete, concrete tile, antacid brick, all types of facing bricks, all types of compact and solid bricks.

REMARKS

High performance in compacted materials of high hardness.

RED SERIES BLADES

RESISTANCE AND PERFORMANCE




RED BLADE LAR LASER & SUPERPRO CS

Characteristics LAR notch offers the blade performance, durability and high resistance. Laser welding for greater safety in its use.

REF	Ø	Width	High	Shaft	N° seg.
13303115	115	2,4	8,0	22,2	9
13303125	125	2,4	8,0	22,2	10
13303150	150	2,4	8,0	22,2	12
13303180	180	2,6	8,0	22,2	15
13303230	230	2,6	8,0	22,2	19
13356115	115	2,4	10,0	22,2	9
13356125	125	2,4	10,0	22,2	10
13356230	230	2,6	10,0	22,2	19

Disponibles en Ø300 and Ø350.

HIGH PERFORMANCE AND FINISHES



RED BLADE TURBO LASER CS

Characteristics: The LAR segment turbo-laser notch gives us performance, durability, cutting finish, high blade resistance, speed and maximum depth (thicker pieces). Laser welding for greater safety in its use.

REF	Ø	Width	High	Shaft	N° seg.
1337611510	115	2,2	10,0	22,2	9
1337612510	125	2,2	10,0	22,2	10
1337623010	230	2,4	10,0	22,2	12

CLEAN CUT WITHOUT BREAKS




RED BLADE TURBO CS

Characteristics: Continuous band with turbo segment to achieve a perfect finish.

REF	Ø	Width	High	Shaft	N° seg.
10304115	115	1,9	10,0	22,2	TURBO
10304125	125	1,9	10,0	22,2	TURBO
10304150	150	2,5	10,0	22,2	TURBO
10304180	180	2,5	10,0	22,2	TURBO
10304230	230	2,5	10,0	22,2	TURBO

THICKENED PIECES CUT



RED BLADE CANTERO LAR LASER


Characteristics: LAR notch offers the blade performance, durability and high resistance. Laser welding for greater safety in its use.

This range of blades has a greater height in the diamond to offer greater performance and durability.

REF	Ø	Width	High	Shaft	N° seg.
13346230	230	3,0	12,0	22,2	15

CERAMIC AND PORCELANIC SERIES BLADES

ULTRA PERFECT AND RESISTANT CUT




POKER BLADE EXTRA THIN CS

Characteristics: Diamond layer thickness of 1.2 mm. Maximum cutting thickness of 2 cm.

Specific blade for cutting porcelain materials with high / very high hardness, ultra-compact on dry-cut grinders. Cut without chipping, perfect finish.

REF	Ø	Width	High	Shaft	N° seg.
10302115	115	1,2	10,0	22,2	TURBO
10302125	125	1,2	10,0	22,2	TURBO
10302230	230	2,0	10,0	22,2	TURBO

PERFECT CUT



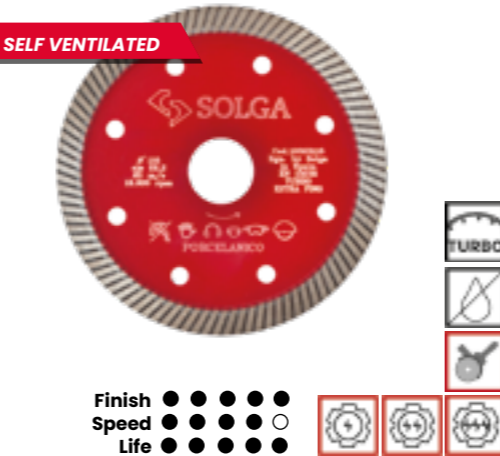
BLADE EXTRA THIN 1,1 MM

Characteristics: Diamond layer thickness of 1.1 mm. Maximum cutting thickness of 2 cm.

The thinnest and fastest blade in the entire range. With an extremely fine diamond for a perfect cut.

REF	Ø	Width	High	Shaft	N° seg.
15716115	115	1,1	10,0	22,2	BC
15716125	125	1,1	10,0	22,2	BC

SELF VENTILATED




RED BLADE EXTRA THIN TURBO CS

Characteristics: Diamond layer thickness of 1.4 mm. Maximum cutting thickness of 2 cm.

Available with wave support (W), it reduces the friction of the material with the steel body by 70%, increasing the durability of the blade.

REF	Ø	Width	High	Shaft	N° seg.
10303115	115	1,4	10,0	22,2	TURBO
10303125	125	1,4	10,0	22,2	TURBO
10303115W	110	1,4	10,0	22,2	TURBO
10303125W	125	1,4	10,0	22,2	TURBO

THICKENED PIECES CUT



RED BLADE BC CS

Characteristics: Continuous band to achieve a perfect miter and straight cut with finishes without chipping or breaks in the material.

REF	Ø	Width	High	Shaft	N° seg.
15710115	115	1,6	7,0	22,2	BC
15710125	125	1,6	7,0	22,2	BC
15710230	230	2,0	7,0	22,2	BC



Ceramic Porcelanic SERIES

HARD MATERIALS ULTRA COMPACT

RECOMMENDED MATERIALS

STONEWARE, PORCELAIN, ULTRA
COMPACT (DEKTON, COVER-
LAM, COMPAC, NEOLITH).

Designed for cutting porcelain pieces where the finish of the cut is very important. Perfect finish on vitrified surfaces.

OTHER MATERIALS NON INTENSIVE CUT

Cutting in a non-intensive way and alternating materials:

Granite, Silestone, terrazzo, compact construction pieces of little thickness.

REMARKS

This range of blades is designed exclusively for cutting pieces with a maximum thickness of 2 cm.



Specific SERIES

GROOVING

Blades for cutting specific materials, optimizing performance and cutting speed, also for special cuts such as grooving, curved cuts.

REMARKS

These blades have to be used in medium and high power machines.

FLUSH CUT



Finish ● ● ● ● ●
Speed ● ● ● ● ●
Life ● ● ● ● ●



BLADE WITH FLANGE

Characteristics: High performance in hard and compact materials. The use of the flange allows flush cutting.

REF	Ø	Width	High	Shaft	N° seg.
133561151	115	2,4	10,0	M14	9
1335612	125	2,4	10,0	22,2	10
1335623	230	2,6	10,0	22,2	19

GROOVES AND CRACK REPAIRS



Finish ● ● ● ● ●
Speed ● ● ● ● ●
Life ● ● ● ● ●



MILLING WHEEL FOR ABRASIVE MAT.

Characteristics: High performance milling wheel. Tools for making small channels for wiring and for repairing joints. Use in high power machines.

REF	Ø	Width	High	Shaft	N° seg.
53440115	115	6,0	10,0	22,2	9
53440180	180	6,0	10,0	22,2	14
53440230	230	6,0	10,0	22,2	16

GROOVES AND CRACK REPAIRS



Finish ● ● ● ● ●
Speed ● ● ● ● ●
Life ● ● ● ● ●



V SHAPE BLADE LASER

Characteristics: Milling wheel with a "V shape" segment, in small diameters, ideal for repairing cracks, for making small channels, and for flashing on pavements. In large diameters, ideal for reopening existing joints.

REF	Ø	Width	High	Shaft	N° seg.
53442115	115	9,6	13,0	22,2	8
53442125	125	9,6	13,0	22,2	9
53442230	230	9,6	13,0	22,2	17
53442300	300	9,6	13,0	25,4	20
53442350	350	9,6	13,0	25,4	24

GROOVES AND CRACK REPAIRS



Finish ● ● ● ● ●
Speed ● ● ● ● ●
Life ● ● ● ● ●



DOUBLE BLADES

Characteristics: Double blade designed to make grooves for wiring, thanks to its design it offers high cutting speed by reducing the friction area. Suitable for all types of concrete.

REF	Ø	Width	High	Shaft	N° seg.
53441115	115	6,4	10,0	22,2	8
53441125	125	6,4	10,0	22,2	9

GROOVES



Finish ● ● ● ● ●
Speed ● ● ● ● ●
Life ● ● ● ● ●



ZIGZAG MILLING BLADE

Characteristics: Zigzag milling wheel. The distribution of the segments in zigzag reduces the power necessary for grooving by offering less resistance, obtaining a high feed rate, protection segments to protect the weld from abrasive wear. High performance.

REF	Ø	Width	High	Shaft	N° seg.
53440150	150	9,0	8,0	24,4	12

SPECIFIC SERIES BLADES

ROUND OPENINGS



Finish ● ● ● ● ●
Speed ● ● ● ● ●
Life ● ● ● ● ●



CURVED BLADE ABRASIVE MAT.

Characteristics: Support with inclination to make circumferential openings in countertops, Blade with fine support for fast cutting and with TURBO geometry for a perfect finish. It can work flat, to remove burrs, mortar residues, paints and resins.

REF	Ø	Width	High	Shaft	N° seg.
17333125	125	2,5		22,2	-

Ask for other widths

ROUND OPENINGS



Finish ● ● ● ● ●
Speed ● ● ● ● ●
Life ● ● ● ● ●



CURVE GRANITE BLADE

Characteristics: Reinforced and inclined support to avoid breakage due to bending, to make circumferential openings in countertops. In flat work to remove burrs, mortar residues, paints and resins.

REF	Ø	Width	High	Shaft	N° seg.
17323125	125	4,2	7,0	22,2	14
17323150	150	4,2	7,0	22,2	17
17323180	180	4,2	7,0	22,2	20

ROUND OPENINGS



Finish ● ● ● ● ●
Speed ● ● ● ● ●
Life ● ● ● ● ●



CURVED MARBLE BLADE*

Characteristics: Electroplated blade special for soft materials without abrasion. Support with inclination for circumferential cuts. With lateral reinforcements to be able to work at maximum depth.

REF	Ø	Width	High	Shaft	N° seg.
18239115	115	1,5	-	22,2	-
18239125	125	1,5	-	22,2	-
18239150	150	2,2	-	22,2	-
18239180	180	2,2	-	22,2	-
18239230	230	2,2	-	22,2	-

MULTI MATERIAL



Finish ● ● ● ● ●
Speed ● ● ● ● ●
Life ● ● ● ● ●



MULTI-PURPOSE BLADE / MULTI-MATERIAL

Characteristics: Vacuum brased blade, extremely resistant, offering fast cutting. Special for installers who require a fast multi-material tool.

REF	Ø	Width	High	Shaft	N° seg.
18019116	115	2,5	-	22,2	-
353H5230	230	2,8	-	22,2	-
353H5300	300	3,0	-	22,2	-
353H5350	350	3,1	-	25,4	-
353H5400	400	3,1	-	25,4	-

MARBLE AND FIBERS



Finish ● ● ● ● ●
Speed ● ● ● ● ●
Life ● ● ● ● ●



ELECTROPLATED MARBLE BLADE*

Characteristics: Electroplated diamond blade, special for soft materials without abrasion. With lateral reinforcements to be able to work at maximum depth, protecting the support.

REF	Ø	Width	High	Shaft	N° seg.
18019115	115	1,5	-	22,2	-
18019125	125	1,5	-	22,2	-
18019150	150	2,2	-	22,2	-
18019180	180	2,2	-	22,2	-
18019230	230	2,2	-	22,2	-
18019300	300	2,2	-	25,4	-
18019350	350	2,2	-	25,4	-



Specific SERIES

BLADES

Range of blades for cutting specific materials, optimizing performance and cutting speed, also for special cuts such as grooving, curved cuts.

REMARKS:

* **Electro deposited marble blade**
Suitable for cutting marble, calcareous stones, fiberglass and polyester.



Specific SERIES

HAND HELD
PETROL AND
BATTERY
MACHINES

Range for thermal grinders,
universal and specific blades for
fast and high-performance work.

Versions for wet cutting and dry
cutting.

FAST AND VERSATILE CUT



Finish ● ● ● ● ○ ○
Speed ● ● ● ● ○ ○
Life ● ● ● ● ○ ○



HARD MAT. BLADE CONCRETE

Recommended materials: Calcareous concrete

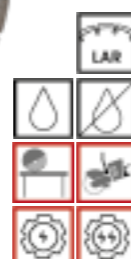
Characteristics: Universal application blade, ideal when it is required to alternate cutting of abrasive and non-abrasive materials. LAR notch offers the blade performance, durability and high resistance. Softbond for a quick renewal of the diamond.

REF	Ø	Width	High	Shaft	N° seg.
230BG6300	300	2,6	10,0	25,4/20	20
230BG6350	350	2,8	10,0	25,4/20	23

FAST AND VERSATILE CUT



Finish ● ● ● ● ○ ○
Speed ● ● ● ● ○ ○
Life ● ● ● ● ○ ○



ABRASIVE ASPHALT BLADE

Recommended materials: Abrasive materials, asphalt, limestone and fresh concrete.

Characteristics: Blade for abrasive materials. LAR notch offers blade performance, durability and high resistance. Hard bond to avoid premature diamond later wear.

REF	Ø	Width	High	Shaft	N° seg.
232BG6300	300	2,6	10,0	25,4/20	20
232BG6350	350	2,8	10,0	25,4/20	23

THERMAL BLADES SPECIFIC SERIES

FAST CUTTING



Finish ● ● ● ● ○ ○
Speed ● ● ● ● ○ ○
Life ● ● ● ● ○ ○



SWIFT BLADE LAR LASER UNIVERSAL

Recommended materials: Concrete and universal materials.

Characteristics: LAR notch offers the blade performance, durability and high resistance. Laser welding for greater safety in its use. With a medium bond to achieve a greater durability to cover more materials

REF	Ø	Width	High	Shaft	N° seg.
25113300	300	2,8	7,0	25,4	21

HIGH PERFORMANCE AND FAST CUTTING



Finish ● ● ● ● ○ ○
Speed ● ● ● ● ○ ○
Life ● ● ● ● ○ ○



SWIFT BLADE / SWIFT SOFT T.LASER

Characteristics:

Blade for fast cutting of all types of building materials, concrete and asphalt.

SWIFT SOFT: Concrete

REF	Ø	Width	High	Shaft	N° seg.
231S7300	300	2,6	15,0	25,4/20	20
231S7350	350	2,6	15,0	25,4/20	23
231S7400	400	3,0	15,0	25,4/20	26

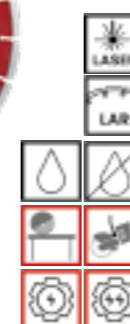
SWIFT: Reinforced concrete and mat. universal

REF	Ø	Width	High	Shaft	N° seg.
23117300	300	2,6	15,0	25,4/20	20
23117350	350	2,8	15,0	25,4/20	23
23117400	400	3,0	15,0	25,4/20	26

ULTRA RESISTENT



Finish ● ● ● ● ○ ○
Speed ● ● ● ● ○ ○
Life ● ● ● ● ○ ○



RED BLADE LASER - EXTRA HARD MAT.

Recommended materials: Granite, reinforced concrete, high resistance concrete. For hard and compact material.

Characteristics: LAR notch offers the blade performance, durability and high resistance. Laser welding for greater safety in its use. A soft league for a quick renewal of the diamond.

REF	Ø	Width	High	Shaft	N° seg.
13306300	300	3,0	10,0	25,4	21
13306350	350	3,2	10,0	25,4	24

RING BLADE MACHINES



Finish ● ● ● ● ○ ○
Speed ● ● ● ● ○ ○
Life ● ● ● ● ○ ○



RING BLADE

Recommended materials: Reinforced concrete, bricks, types of concrete and asphalt.

Characteristics: RING blade specific for petrol, electric or hydraulic hand held machines with fixing system for ring blades

REF	Ø	Width	High	Shaft	N° seg.
1340635001	350	4,2	8,0	Abra-siv.	18
1340635002	350	4,2	8,0	Duros	18
1340640002	400	4,2	8,0	Duros	21
4MFR000001	Accessories			Guide wheel	



Specific SERIES

THERMAL

Range for thermal grinders
cas, universal and specific
blades for fast and high-perfor-
mance jobs.

Versions for wet cutting and dry
cutting.

OTHER MATERIALS NON INTENSIVE CUT

*Cutting in a non-intensive way
and alternating materials:*

Granite, terrazzo, slate, cobbles-
tone, silestone, basalt, quartzite,
corundum, porphyry, pumice
stone, asphalt, refractory, vaults,
gero concrete, concrete tile and
anti-acid brick.



SOLGA DIAMANT
WEB SITE AND SOCIAL MEDIA

SOLGA displays

Vertical display and desktop display

SOLGA Diamant We have displays for dry cutting blades and other diamond tools. Consult with our sales team the model that suits your needs.

For all our distributors, we offer the possibility of installing displays at points of sale, to promote SOLGA Diamant dry cutting tools. Ideal for giving visibility and promotion in a small space.

Vertical display, It allows quick and clear visibility of the range available for dry cutting, giving information on the use and application of each tool, thus facilitating the correct choice of tools.

The desktop display, It allows the range most used on a day-to-day basis to be safely stored by means of a lock, visible and with a blade selector depending on the application. Ideal for small spaces, giving great visibility to the dry cutting blades.

Contact our commercial agents to obtain information on how to acquire the displays and current offers.

DESKTOP DISPLAY
Dimensions:
55x34x31 cm
Code display:
99030012

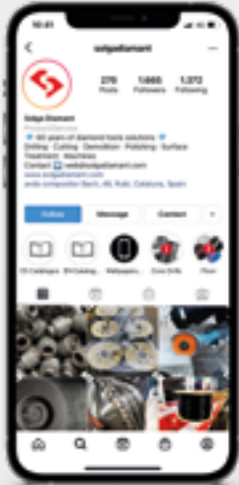


SOLGA Diamant Dry cutting

TROUBLESHOOTING

SOLGA Diamant has at your disposal the solution to a series of possible problems that any operator can find when working.

What we observe	Possible cause	Solution
Fast segment wear		
	<ul style="list-style-type: none"> Inappropriate type of blade. Low cooling or peripheral speed. 	<ul style="list-style-type: none"> Change type of the blade. Increase cooling and/or peripheral and forward speed.
Segment side wear		
	<ul style="list-style-type: none"> Curved / arched cuts. The blade has roughed up. Flange area dirty or incorrectly positioned. 	<ul style="list-style-type: none"> Blade suitable for application. Clean flange and blade.
Polish and closed segments		
	<ul style="list-style-type: none"> Type of blade not suitable for the material. Excessive speed. 	<ul style="list-style-type: none"> Open the diamond using the blade on an abrasive material. Slow down.
Dark segments		
	<ul style="list-style-type: none"> Lack of refrigeration. Blade not suitable. High peripheral speed. 	<ul style="list-style-type: none"> Increase cooling. Change type of blade. Decrease peripheral or advance speed.
Segment base wear		
	<ul style="list-style-type: none"> Very abrasive material. Blade not suitable. Great depth of cut and poor cooling. 	<ul style="list-style-type: none"> Change blade type. Increase cooling.
Irregular radial wear		
	<ul style="list-style-type: none"> Incorrect shaft. Incorrect or worn reduction ring. Damaged machine shaft. 	<ul style="list-style-type: none"> Check the blade shaft. Use a suitable reduction ring. Check the shaft of the machine.
Cracks in the steel body		
	<ul style="list-style-type: none"> Lack of refrigeration. Shaft not centered. Loss of support rigidity. 	<ul style="list-style-type: none"> Change blade type. Check shaft. Increase cooling.
Blade with deformed or stressed support		
	<ul style="list-style-type: none"> The blade has suffered a fall or accident. Overheating 	<ul style="list-style-type: none"> Use the tool correctly. Increase cooling.
Segment break		
	<ul style="list-style-type: none"> Support deformation. Overheating. Hooked. 	<ul style="list-style-type: none"> Increase cooling. Remove loose items from the cut.



Check out our complete catalogue in our website or contact with us for more information about our products and services.

All our news will be available in our social networks, **follow us!!**



SOLGA Diamant Dry cutting

DIAMOND TOOLS



1. CORE DRILLS



2. FLOOR SAW BLADES



3. WALL SAW AND PRECAST DIAMOND BLADES



4. DIAMOND WIRE FOR CONSTRUCTION



5. DIAMOND BLADES FOR NATURAL AND ARTIFICIAL STONES



6. DIAMOND WIRE FOR NATURAL STONE



7. POLISHING TOOLS FOR NATURAL STONE



8. ROUGHING CUTTERS FOR MARBLE AND GRANITE



9. GANG SAW FOR MARBLE AND SANDSTONE



10. SURFACE PREPARATION



11. DRY CUTTING BLADES



12. TABLE SAW BLADES (WET CUTTING)



13. GRINDING RINGS FOR CALIBRATING



FÁBRICA / ADMINISTRACIÓN

Solga Diamant, S.L.
Avda. del Compositor Bizet, 49
08191 Rubí - Barcelona - Spain
Tel: +34 (93)-588 46 26
info@solgadiamant.com

FÁBRICA / SERVICIOS COMERCIALES

Solga, S.L.
Avda. del Compositor Bach, 48
08191 Rubí - Barcelona - Spain
Tel: +34 (93)-588 46 26
comercial@solgadiamant.com

ALMACÉN / SERVICIOS COMERCIALES MÉXICO

SOLGAMEX S. DE R.L. DE C.V.
Vicente guerrero 20, bodega 28
San Antonio Zomeyucan, Naucalpan
de Juárez, 53750, México.
Tel: +52 1 5534201611
solgamex@solgadiamant.com

AUTHORIZED POINT OF SALE



V1.0.2

